

# TAX STRUCTURE

## MUNICIPAL GOVERNMENT

Columbus, a first-class City, has a Mayor-Council form of government with a full-time City Administrator. The 2018-2019 proposed budget is \$110,649,292. City Hall is located at 2424 14<sup>th</sup> Street. You may also wish to check our Web Page at [www.columbusne.us](http://www.columbusne.us).

Municipal officials elected or appointed for four-year terms are:

Title	Method of Selection
Mayor	Elected
City Council Members (8)	Elected by Ward
City Administrator	Appointed
City Attorney	Appointed
City Clerk	Appointed
City Engineer	Appointed
Finance Director/City Treasurer	Appointed
City Physician	Appointed

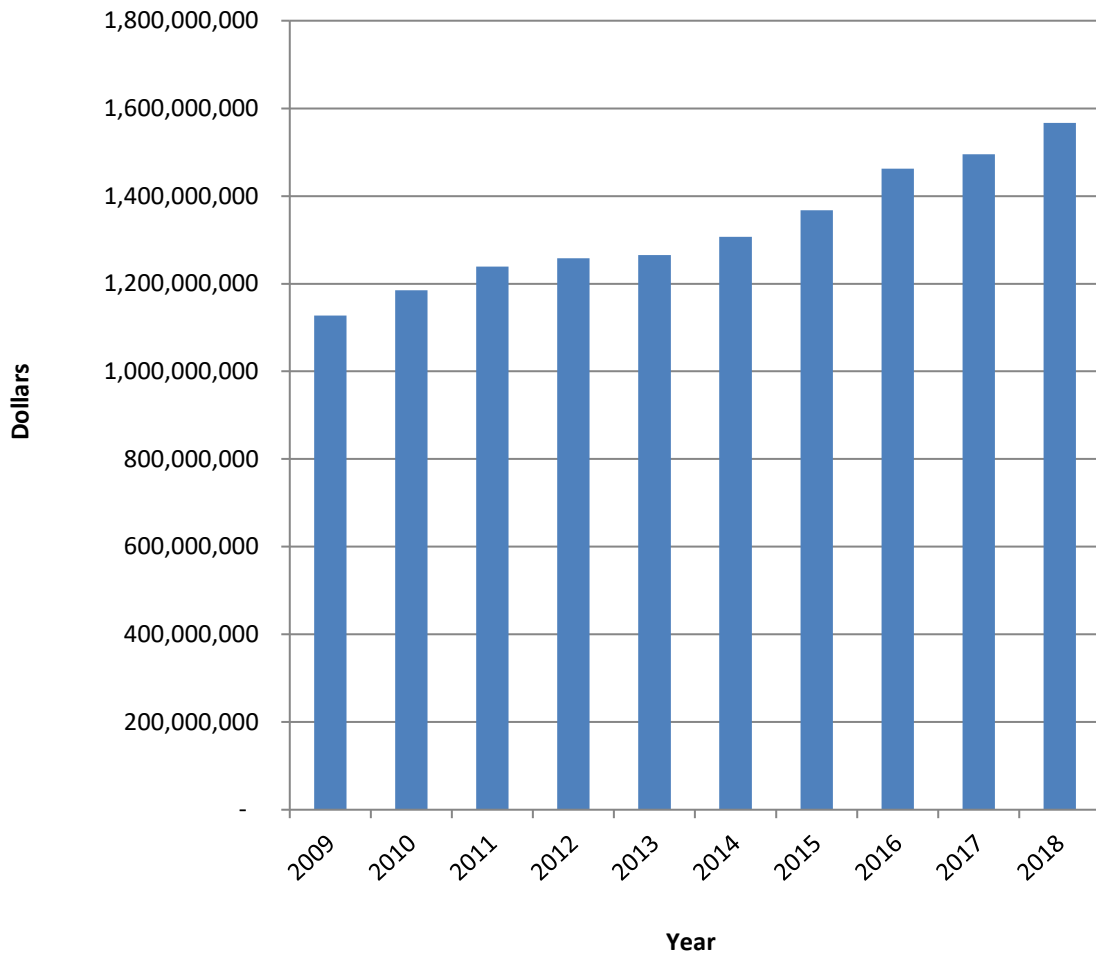
Real estate and personal property taxes are levied by county and municipal subdivisions, including school districts. All real property except agricultural land is assessed at market value. Agricultural land is assessed at 80 percent of market value. Tax rates are expressed in dollars and cents for each \$100 of actual value.

### City of Columbus Property Tax Information

YEAR	VALUATION	PROPERTY TAXES	LEVY
2007	\$1,023,698,726	\$3,233,000	0.3158
2008	\$1,069,742,568	\$3,374,800	0.3155
*2009	\$1,127,500,720	\$3,706,000	0.3287
2010	\$1,185,213,729	\$3,861,782	0.3258
2011	\$1,238,975,039	\$4,028,988	0.3252
2012	\$1,257,950,788	\$4,090,687	0.3252
2013	\$1,265,129,876	\$4,114,025	0.3252
2014	\$1,306,775,108	\$4,249,450	0.3252
2015	\$1,367,561,313	\$4,447,120	0.3252
2016	\$1,462,262,669	\$4,608,843	0.3152
2017	\$1,495,424,840	\$4,713,367	0.3152
2018	\$1,566,668,425	\$4,937,969	0.3152

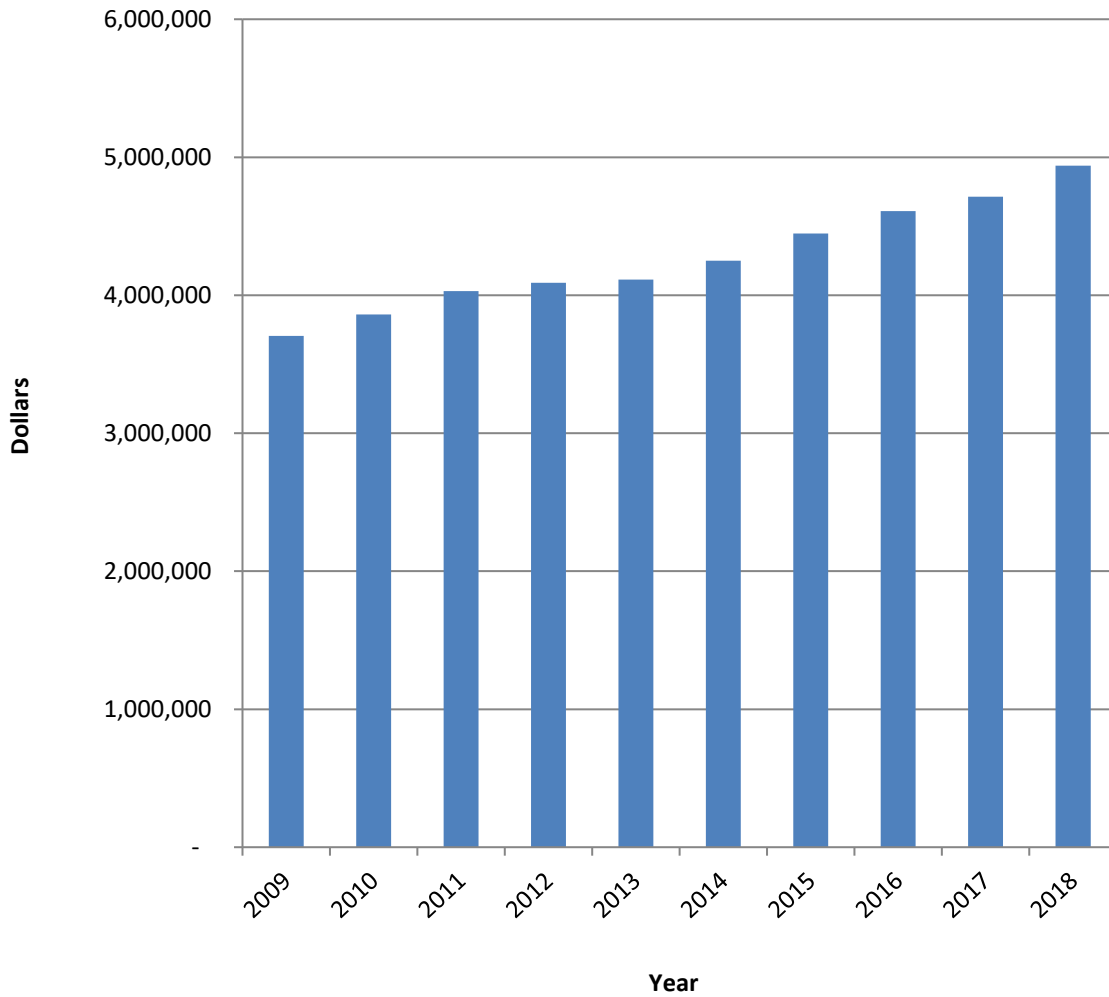
\* Note: 2009 was the first year the Airport has merged into the City.

## City of Columbus Assessed Valuation



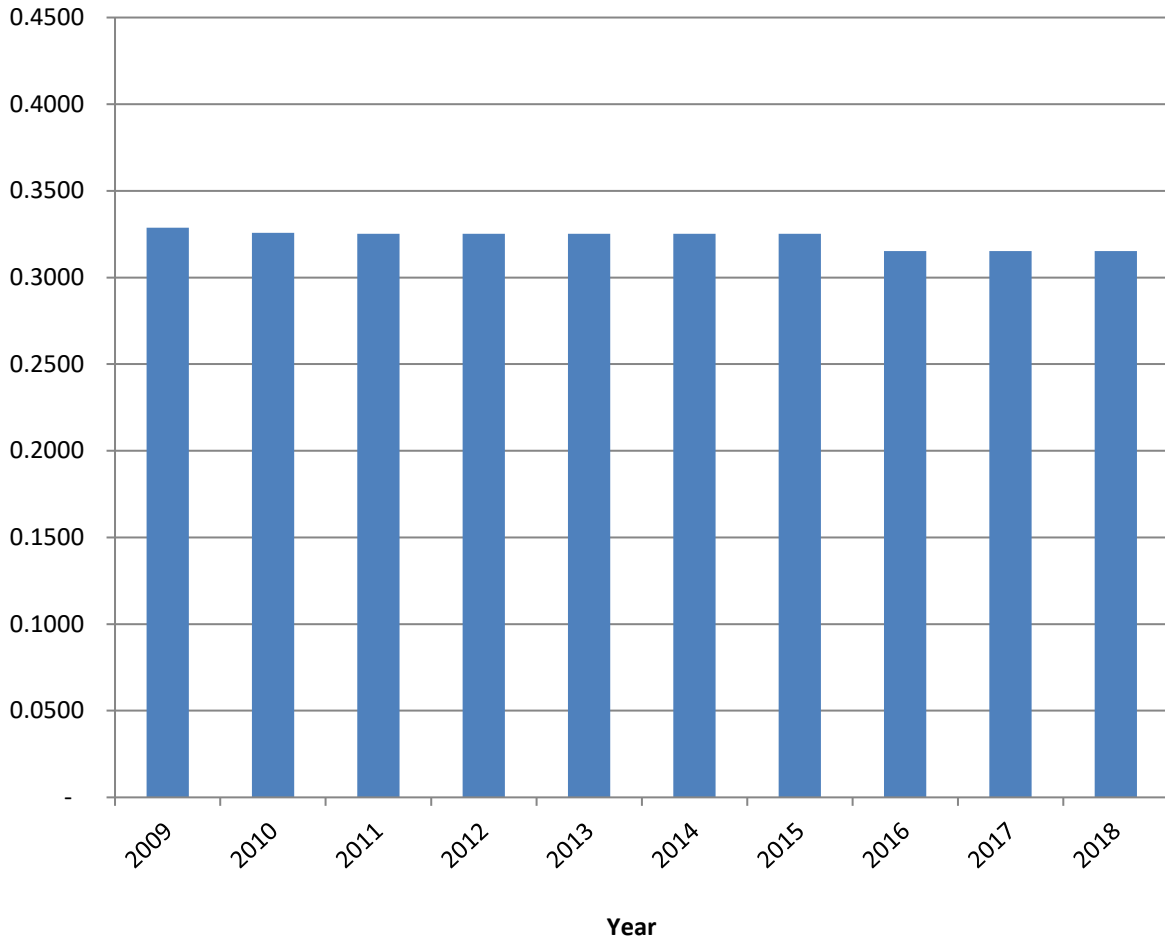
2009	1,127,500,720
2010	1,185,213,729
2011	1,238,975,039
2012	1,257,950,788
2013	1,265,129,876
2014	1,306,775,108
2015	1,367,561,313
2016	1,462,262,669
2017	1,495,424,840
2018	1,566,668,425

## City of Columbus Property Taxes



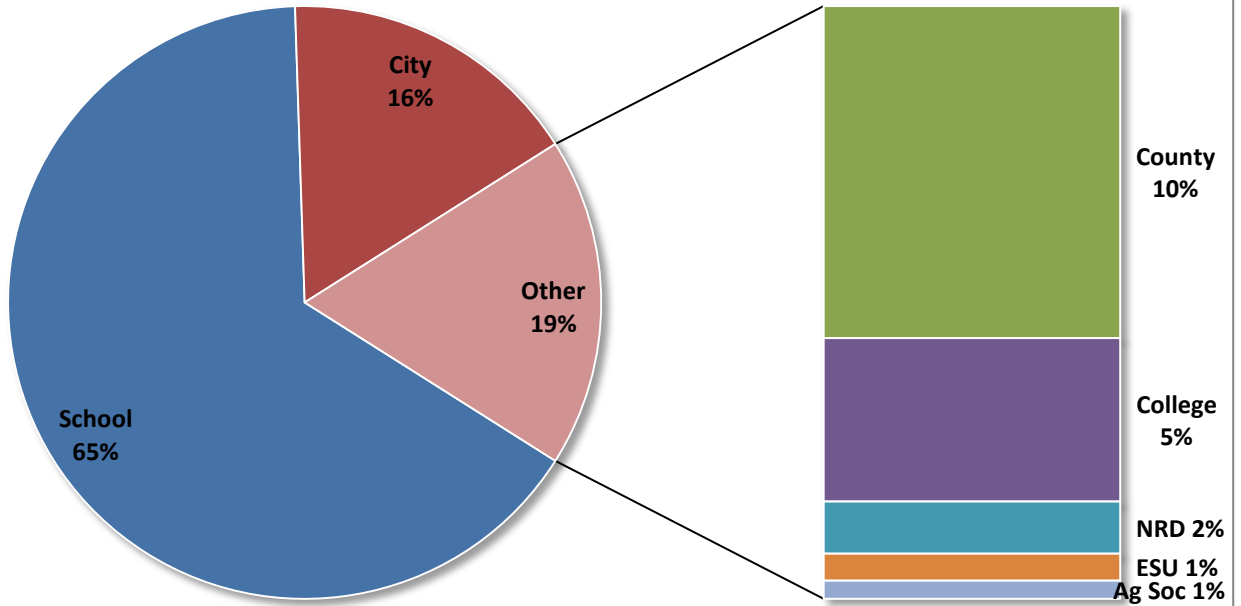
2009	3,706,000
2010	3,861,782
2011	4,028,988
2012	4,090,687
2013	4,114,025
2014	4,249,450
2015	4,447,120
2016	4,608,843
2017	4,713,367
2018	4,937,920

## City of Columbus Property Tax Levy



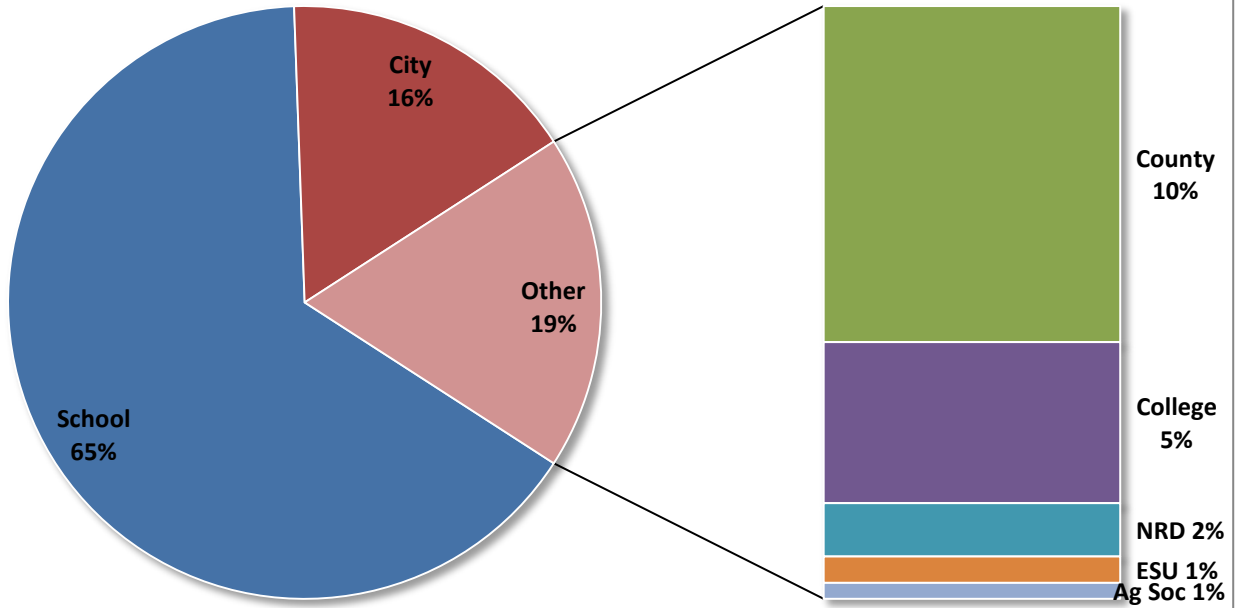
2009	0.3287
2010	0.3258
2011	0.3252
2012	0.3252
2013	0.3252
2014	0.3252
2015	0.3252
2016	0.3152
2017	0.3152
2018	0.3152

## City of Columbus 2017 Property Tax Levy



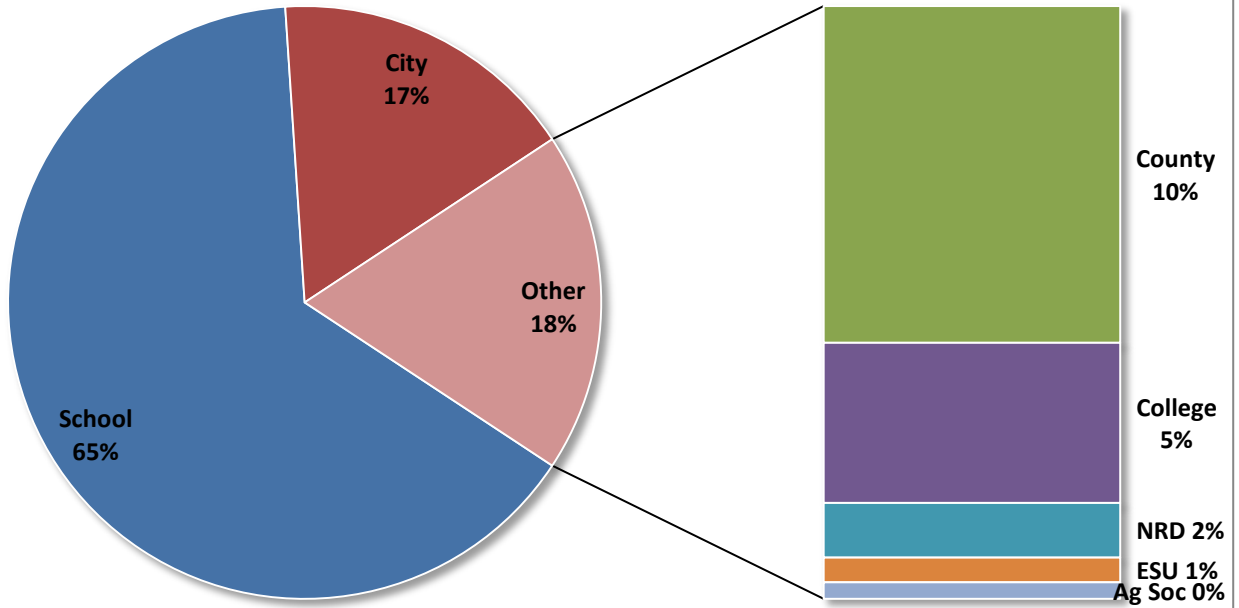
School	1.248105	65.5%
City	0.315185	16.5%
County	0.191574	10.1%
College	0.094302	4.9%
NRD	0.030083	1.6%
ESU	0.015571	0.8%
Ag Soc	0.010473	0.5%
<b>Total Levy</b>	<b>1.905293</b>	<b>100.0%</b>

## City of Columbus 2016 Property Tax Levy



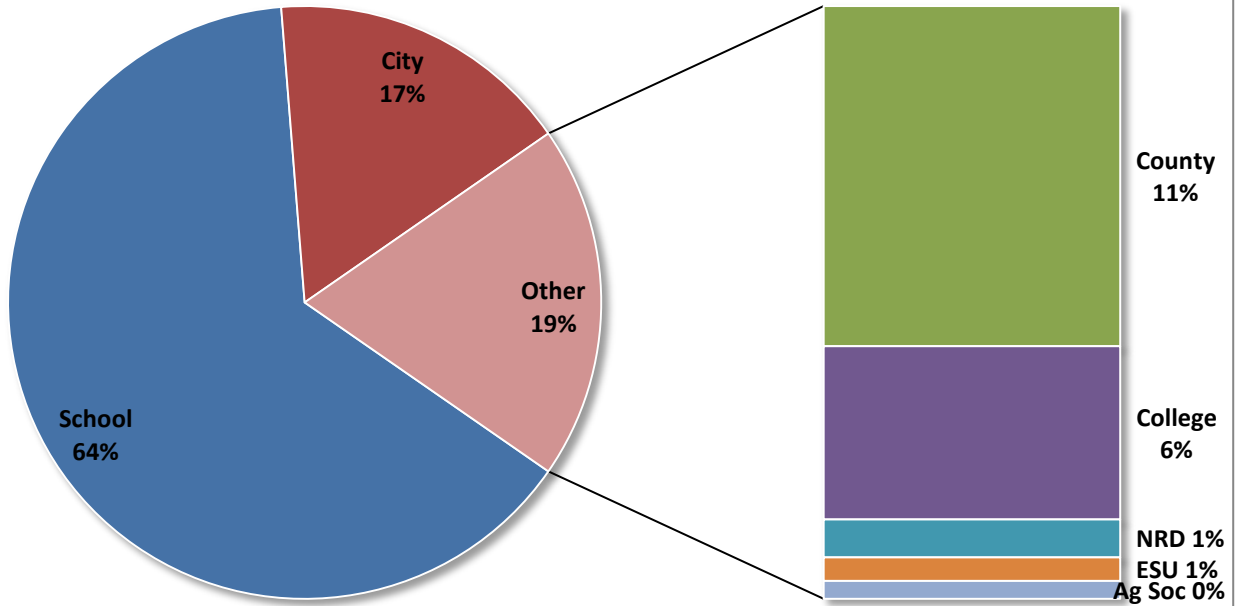
School	1.252000	65.3%
City	0.315186	16.4%
County	0.198464	10.4%
College	0.095112	5.0%
NRD	0.031512	1.6%
ESU	0.015574	0.8%
Ag Soc	0.009418	0.5%
<b>Total Levy</b>	<b>1.917266</b>	<b>100.0%</b>

## City of Columbus 2015 Property Tax Levy



School	1.254391	64.7%
City	0.325186	16.8%
County	0.204490	10.5%
College	0.097228	5.0%
NRD	0.033193	1.7%
ESU	0.015000	0.8%
Ag Soc	0.010029	0.5%
<b>Total Levy</b>	<b>1.939517</b>	<b>100.0%</b>

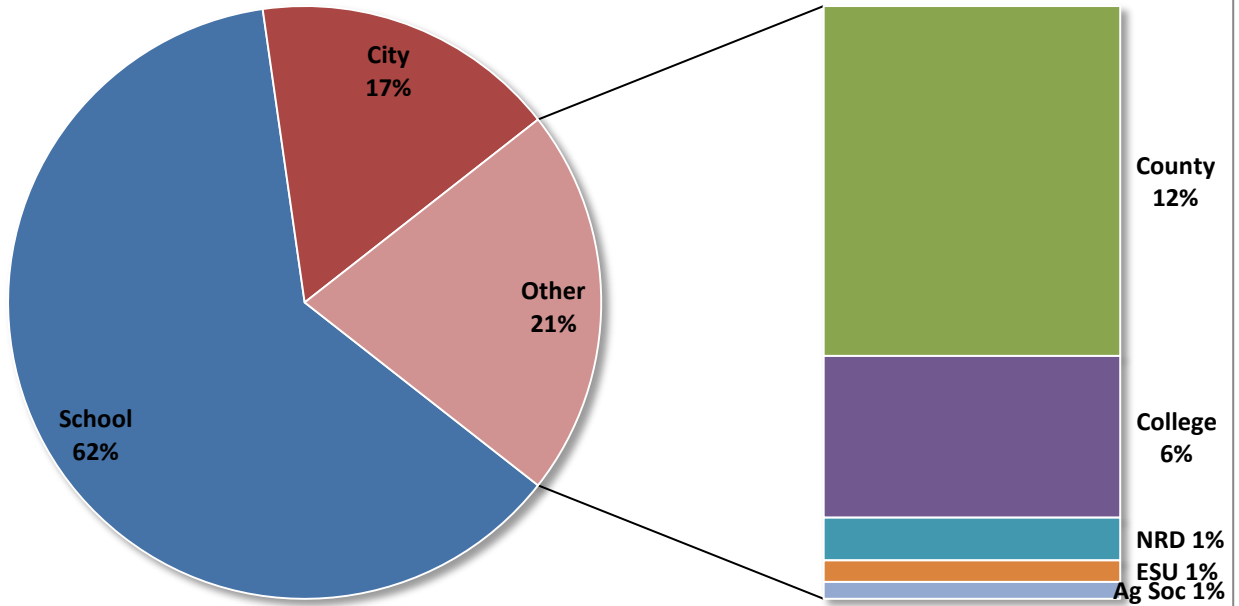
## City of Columbus 2014 Property Tax Levy



School	1.254476	64.1%
City	0.325186	16.6%
County	0.216862	11.1%
College	0.110459	5.6%
NRD	0.024184	1.2%
ESU	0.015000	0.8%
Ag Soc	0.011407	0.6%
<b>Total Levy</b>	<b>1.957574</b>	<b>100.0%</b>

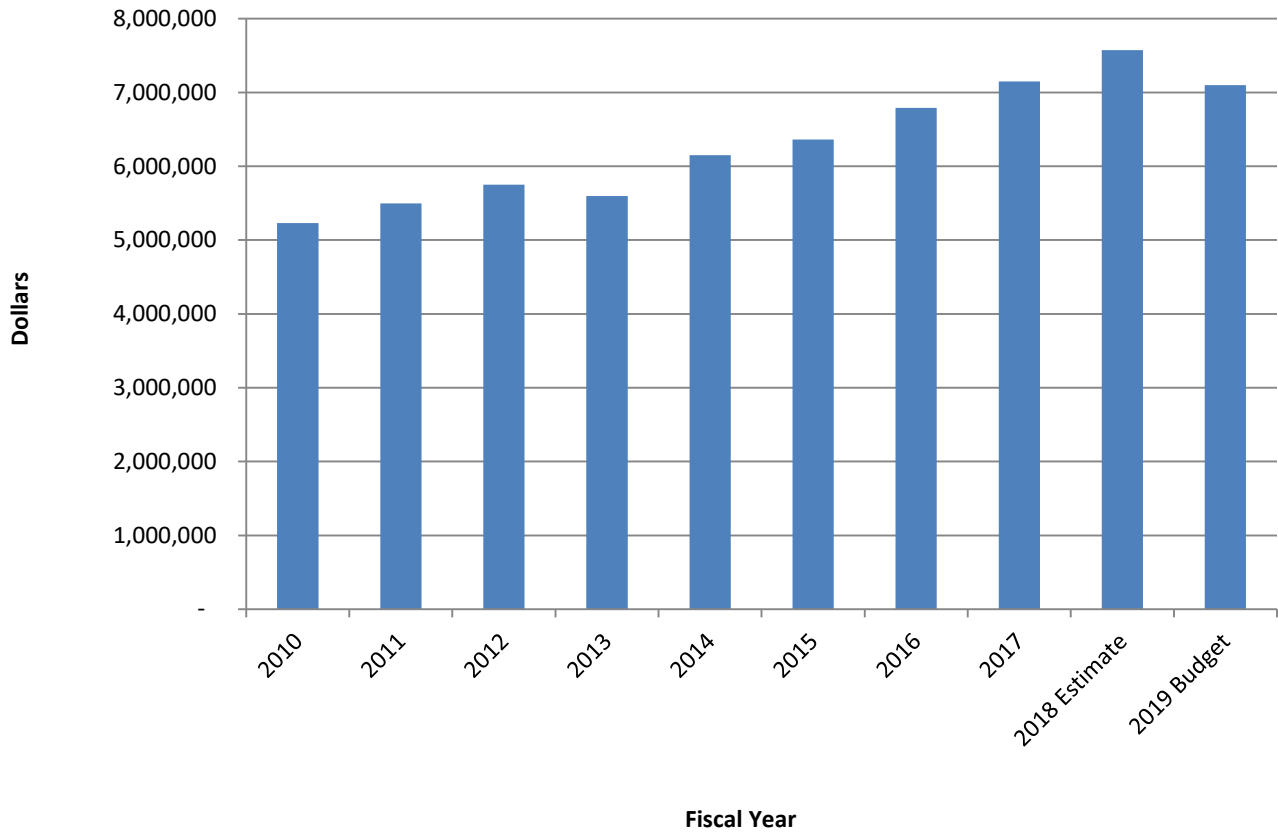


## City of Columbus 2013 Property Tax Levy



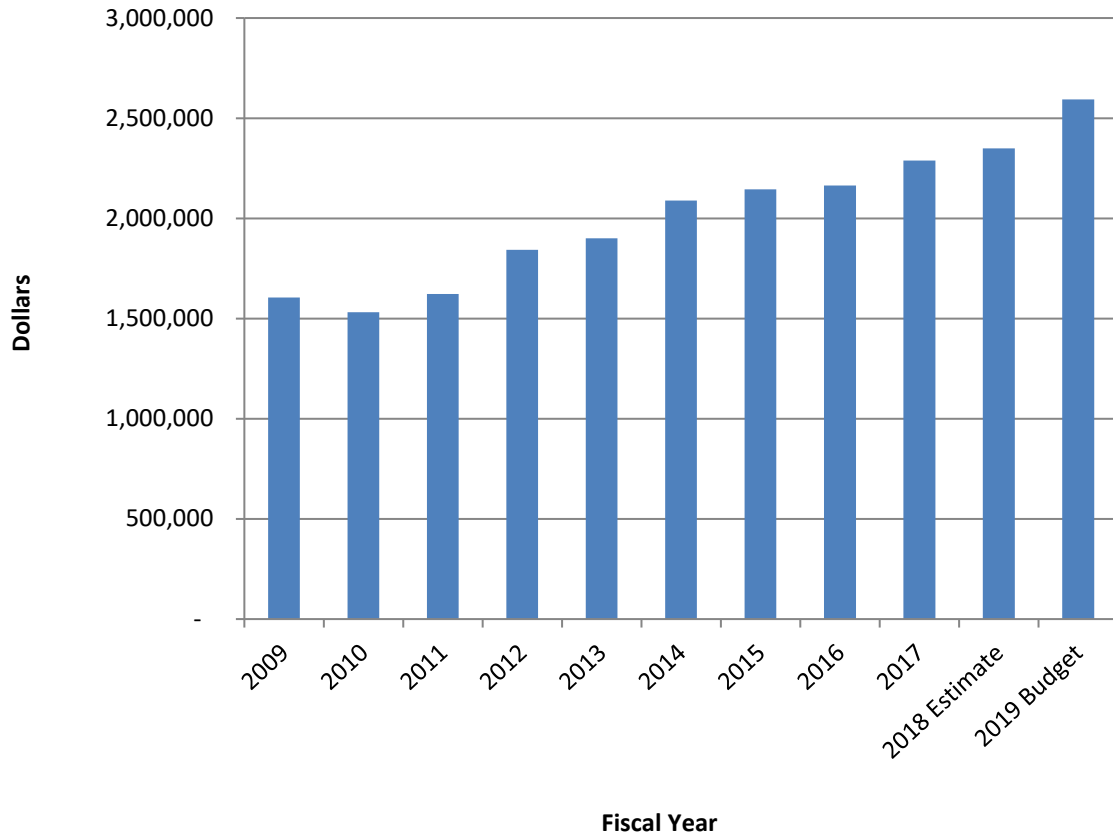
School	1.211945	62.2%
City	0.325186	16.7%
County	0.243643	12.5%
College	0.112616	5.8%
NRD	0.029755	1.5%
ESU	0.015000	0.8%
Ag Soc	0.011758	0.6%
<b>Total Levy</b>	<b>1.949903</b>	<b>100.0%</b>

## City of Columbus Sales Tax



Fiscal Year	Sales Tax
2010	5,232,505
2011	5,499,020
2012	5,752,360
2013	5,598,599
2014	6,150,625
2015	6,362,609
2016	6,792,851
2017	7,149,252
2018 Estimate	7,574,271
2019 Budget	7,100,000

## City of Columbus Gas Tax



Fiscal Year	Gas Tax
2009	1,604,300
2010	1,531,416
2011	1,623,000
2012	1,843,723
2013	1,901,165
2014	2,089,089
2015	2,145,692
2016	2,164,147
2017	2,288,250
2018 Estimate	2,350,000
2019 Budget	2,594,000

**City of Columbus**  
Property Tax Information

YEAR	VALUATION	PROPERTY TAXES	LEVY
1990	438,878,316	1,810,853	0.412609
1991	457,294,580	1,903,578	0.416270
1992	504,136,937	2,070,461	0.410694
1993	518,525,741	2,347,107	0.452650
1994	592,956,718	2,468,128	0.416241
1995	611,821,152	2,541,000	0.415317
1996	666,324,968	2,591,000	0.388849
1997	614,839,115	2,289,040	0.372299
1998	634,391,754	2,173,080	0.342545
1999	655,772,103	2,177,760	0.332091
2000	727,589,226	2,232,568	0.306845
2001	743,847,164	2,568,280	0.345270
2002	808,525,289	2,650,600	0.327831
2003	866,849,364	2,886,000	0.332930
2004	889,533,677	2,990,000	0.336131
2005	936,456,913	3,033,000	0.323880
2006	996,079,534	3,146,000	0.315838
2007	1,023,698,726	3,233,000	0.315816
2008	1,069,742,568	3,374,800	0.315478
* 2009	1,127,500,720	3,706,000	0.328692
2010	1,185,213,729	3,861,782	0.325830
2011	1,238,975,039	4,028,988	0.325187
2012	1,257,950,788	4,090,687	0.325187
2013	1,265,129,876	4,114,025	0.325186
2014	1,306,775,108	4,249,450	0.325186
2015	1,367,561,313	4,447,120	0.325186
2016	1,462,262,669	4,608,843	0.315186
2017	1,495,424,840	4,713,367	0.315186
2018	1,566,668,425	4,937,920	0.315186

\* 2009 was the first year for the Airport merger into Columbus.